



Flash Eurobarometer 464

Annexes





























Fake news and disinformation online

Fieldwork
February 2018
Publication
March 2018






























Survey requested by the European Commission,
Directorate-General for Communications Networks, Content & Technology
and co-ordinated by the Directorate-General for Communication

This document does not represent the point of view of the European Commission.
The interpretations and opinions contained in it are solely those of the authors.






























SD1 Are you a user of any of the following media or channels? (MULTIPLE ANSWERS POSSIBLE)
(%)

		Printed newspapers and news magazines	Online newspapers and news magazines	News agencies	Online social networks and messaging apps	Television	Radio	News aggregators	Video hosting websites	Other (SPONTANEOUS)	None of these (SPONTANEOUS)	Don't know
EU28		55	47	23	62	89	75	23	42	0	1	0
BE		47	47	14	63	92	81	19	30	0	0	0
BG		51	43	31	59	94	65	18	46	0	0	0
CZ		56	49	25	60	88	77	18	68	0	0	0
DK		54	63	28	73	87	82	55	50	0	0	0
DE		67	47	24	54	87	85	25	42	0	0	0
EE		71	71	22	62	91	86	18	40	0	0	0
IE		61	51	34	66	90	82	18	40	0	1	0
EL		45	54	33	59	88	77	19	44	0	0	0
ES		45	51	23	77	91	69	21	41	0	1	0
FR		52	41	22	63	88	78	20	34	0	0	0
HR		51	59	17	63	94	76	25	59	0	0	0
IT		57	51	24	61	91	64	22	50	0	1	0
CY		44	51	37	66	92	75	27	51	0	1	0
LV		61	49	42	64	88	77	14	55	0	0	0
LT		54	58	25	57	86	72	27	50	0	0	0
LU		68	60	28	72	87	82	33	49	0	0	0
HU		42	39	20	56	85	71	32	43	0	1	0
MT		30	49	41	66	90	68	23	41	0	0	0
NL		57	52	15	76	94	83	70	41	0	0	0
AT		76	52	23	59	86	86	23	44	0	0	0
PL		56	46	15	56	80	69	18	36	0	2	0
PT		56	50	27	69	97	77	35	48	0	0	0
RO		36	37	31	55	93	64	19	43	0	1	0
SI		64	41	12	65	94	88	25	58	0	0	0
SK		53	47	25	63	90	74	18	63	0	1	0
FI		79	62	35	65	89	84	41	53	0	0	0
SE		74	68	31	69	91	85	24	54	0	0	0
UK		50	41	23	63	88	70	12	37	0	1	0

SD2 How often do you use online social networks?
(%)






























		Every day or almost everyday	At least once a week	Several times a month	Seldom or Never	Don't know	Total 'At least once a week'
EU28		50	11	3	33	3	61
BE		59	9	2	29	1	68
BG		50	7	2	34	7	57
CZ		47	11	4	33	5	58
DK		63	11	2	21	3	74
DE		42	12	2	42	2	54
EE		54	8	2	28	8	62
IE		61	9	3	24	3	70
EL		54	10	3	30	3	64
ES		64	8	3	24	1	72
FR		44	15	2	37	2	59
HR		57	8	2	29	4	65
IT		51	10	2	35	2	61
CY		63	8	2	24	3	71
LV		54	10	3	31	2	64
LT		54	7	1	26	12	61
LU		56	13	3	25	3	69
HU		49	10	1	30	10	59
MT		64	5	1	23	7	69
NL		65	10	3	20	2	75
AT		48	13	3	35	1	61
PL		41	14	3	41	1	55
PT		54	10	2	29	5	64
RO		53	7	2	27	11	60
SI		52	9	3	32	4	61
SK		51	9	4	31	5	60
FI		58	7	2	28	5	65
SE		61	9	2	26	2	70
UK		53	11	4	29	3	64

SD3 When using online social networks, which of the following do you regularly do? (MULTIPLE ANSWERS POSSIBLE)
(%)

		Read or listen to what is shared by others	Share things you found yourself	Share things others have shared with you	You don't use online social networks (SPONTANEOUS)	Don't know
EU28		56	30	32	28	7
BE		62	34	39	23	5
BG		57	29	30	25	9
CZ		51	32	33	31	6
DK		71	31	31	18	7
DE		46	19	22	37	12
EE		61	26	25	30	6
IE		61	34	37	20	9
EL		60	26	20	25	9
ES		67	46	49	19	2
FR		57	34	43	30	6
HR		61	26	21	27	5
IT		56	31	31	28	3
CY		59	25	22	23	6
LV		61	34	36	29	3
LT		53	26	24	26	13
LU		65	37	45	20	6
HU		53	19	23	29	10
MT		58	25	24	19	13
NL		68	36	34	19	8
AT		54	26	27	31	8
PL		54	24	22	31	4
PT		58	36	37	24	6
RO		55	33	24	28	9
SI		56	27	28	31	5
SK		48	25	19	27	6
FI		64	28	27	26	6
SE		66	27	25	25	4
UK		57	35	36	25	10






























Q1.1 How much do you trust or not the news and information you access through...

Printed newspapers and news magazines (%)

		Totally trust	Tend to trust	Tend not to trust	Do not trust at all	Don't know	Total 'Trust'	Total 'Do not trust'
EU28		10	53	19	8	10	63	27
BE		16	55	15	7	7	71	22
BG		4	39	26	15	16	43	41
CZ		6	49	26	4	15	55	30
DK		19	61	6	2	12	80	8
DE		15	55	20	5	5	70	25
EE		8	63	12	1	16	71	13
IE		12	61	11	6	10	73	17
EL		6	43	20	19	12	49	39
ES		15	50	22	8	5	65	30
FR		13	58	13	9	7	71	22
HR		3	50	26	8	13	53	34
IT		10	50	23	9	8	60	32
CY		12	47	12	9	20	59	21
LV		9	56	20	4	11	65	24
LT		6	47	15	6	26	53	21
LU		15	67	12	4	2	82	16
HU		5	28	24	9	34	33	33
MT		6	33	10	4	47	39	14
NL		19	62	8	2	9	81	10
AT		11	59	22	4	4	70	26
PL		4	51	23	7	15	55	30
PT		11	59	10	7	13	70	17
RO		9	36	19	12	24	45	31
SI		8	56	22	5	9	64	27
SK		4	49	27	7	13	53	34
FI		16	74	6	1	3	90	7
SE		12	69	11	2	6	81	13
UK		4	52	18	12	14	56	30






























Q1.2 How much do you trust or not the news and information you access through...

Online newspapers and news magazines (%)

		Totally trust	Tend to trust	Tend not to trust	Do not trust at all	Don't know	Total 'Trust'	Total 'Do not trust'
EU28		5	42	23	10	20	47	33
BE		9	53	20	9	9	62	29
BG		2	31	24	15	28	33	39
CZ		3	43	28	4	22	46	32
DK		11	60	11	1	17	71	12
DE		7	39	24	10	20	46	34
EE		4	56	15	1	24	60	16
IE		6	50	16	7	21	56	23
EL		4	40	23	17	16	44	40
ES		7	40	32	11	10	47	43
FR		4	44	21	14	17	48	35
HR		2	44	26	7	21	46	33
IT		5	39	27	15	14	44	42
CY		9	46	16	9	20	55	25
LV		4	48	23	4	21	52	27
LT		4	40	18	4	34	44	22
LU		6	59	20	7	8	65	27
HU		2	26	25	6	41	28	31
MT		8	33	13	3	43	41	16
NL		12	56	11	2	19	68	13
AT		5	45	28	8	14	50	36
PL		1	44	24	9	22	45	33
PT		5	50	12	9	24	55	21
RO		4	33	19	13	31	37	32
SI		3	38	26	5	28	41	31
SK		3	44	28	5	20	47	33
FI		8	58	12	3	19	66	15
SE		6	54	18	5	17	60	23
UK		4	42	17	7	30	46	24






























Q1.3 How much do you trust or not the news and information you access through...

Online social networks and messaging apps (%)

		Totally trust	Tend to trust	Tend not to trust	Do not trust at all	Don't know	Total 'Trust'	Total 'Do not trust'
EU28		2	24	36	18	20	26	54
BE		3	32	35	20	10	35	55
BG		3	28	29	15	25	31	44
CZ		2	25	36	10	27	27	46
DK		3	31	36	10	20	34	46
DE		2	15	40	20	23	17	60
EE		2	35	26	3	34	37	29
IE		2	29	36	16	17	31	52
EL		3	29	26	23	19	32	49
ES		3	24	42	23	8	27	65
FR		1	26	32	25	16	27	57
HR		2	38	29	7	24	40	36
IT		1	18	44	23	14	19	67
CY		5	33	28	15	19	38	43
LV		3	36	34	6	21	39	40
LT		1	32	24	5	38	33	29
LU		2	27	44	19	8	29	63
HU		3	25	27	11	34	28	38
MT		3	28	28	9	32	31	37
NL		3	35	39	8	15	38	47
AT		1	16	47	19	17	17	66
PL		1	33	33	10	23	34	43
PT		3	38	25	15	19	41	40
RO		5	34	20	13	28	39	33
SI		2	27	37	12	22	29	49
SK		4	32	31	10	23	36	41
FI		1	32	36	9	22	33	45
SE		1	24	40	13	22	25	53
UK		1	24	34	18	23	25	52






























Q1.4 How much do you trust or not the news and information you access through...

Television (%)

		Totally trust	Tend to trust	Tend not to trust	Do not trust at all	Don't know	Total 'Trust'	Total 'Do not trust'
EU28		12	54	21	8	5	66	29
BE		19	57	16	5	3	76	21
BG		13	57	18	9	3	70	27
CZ		6	55	26	6	7	61	32
DK		23	62	7	2	6	85	9
DE		15	55	20	5	5	70	25
EE		13	66	11	2	8	79	13
IE		16	64	11	4	5	80	15
EL		6	34	29	28	3	40	57
ES		13	44	29	13	1	57	42
FR		10	53	20	12	5	63	32
HR		8	57	24	8	3	65	32
IT		10	46	31	10	3	56	41
CY		18	55	15	6	6	73	21
LV		10	60	21	4	5	70	25
LT		10	57	17	5	11	67	22
LU		12	67	13	6	2	79	19
HU		6	42	31	9	12	48	40
MT		14	53	15	3	15	67	18
NL		21	65	9	2	3	86	11
AT		11	64	17	4	4	75	21
PL		3	51	27	8	11	54	35
PT		17	66	10	4	3	83	14
RO		14	52	21	10	3	66	31
SI		8	61	22	5	4	69	27
SK		9	54	27	5	5	63	32
FI		17	73	5	1	4	90	6
SE		19	67	8	2	4	86	10
UK		9	64	14	6	7	73	20






























Q1.5 How much do you trust or not the news and information you access through...

Radio (%)






























		Totally trust	Tend to trust	Tend not to trust	Do not trust at all	Don't know	Total 'Trust'	Total 'Do not trust'
EU28		15	55	14	6	10	70	20
BE		21	59	9	6	5	80	15
BG		10	49	15	8	18	59	23
CZ		8	59	17	3	13	67	20
DK		29	55	6	2	8	84	8
DE		19	56	17	4	4	75	21
EE		17	63	8	0	12	80	8
IE		19	66	5	3	7	85	8
EL		10	47	20	11	12	57	31
ES		24	50	15	5	6	74	20
FR		15	61	10	8	6	76	18
HR		11	58	16	5	10	69	21
IT		9	48	23	7	13	57	30
CY		17	52	11	7	13	69	18
LV		13	62	13	2	10	75	15
LT		11	56	11	3	19	67	14
LU		18	66	7	4	5	84	11
HU		8	42	21	4	25	50	25
MT		9	45	11	3	32	54	14
NL		23	60	7	2	8	83	9
AT		18	61	14	3	4	79	17
PL		6	57	18	4	15	63	22
PT		20	58	6	3	13	78	9
RO		18	48	12	7	15	66	19
SI		15	60	16	2	7	75	18
SK		10	57	19	4	10	67	23
FI		20	71	3	0	6	91	3
SE		22	63	6	2	7	85	8
UK		12	57	10	6	15	69	16

Q1.6 How much do you trust or not the news and information you access through...






























Video hosting websites and podcasts (%)

		Totally trust	Tend to trust	Tend not to trust	Do not trust at all	Don't know	Total 'Trust'	Total 'Do not trust'
EU28		2	25	32	16	25	27	48
BE		3	27	32	20	18	30	52
BG		2	25	26	16	31	27	42
CZ		2	35	38	4	21	37	42
DK		4	33	20	5	38	37	25
DE		2	18	38	15	27	20	53
EE		1	27	17	2	53	28	19
IE		2	31	27	14	26	33	41
EL		2	27	24	25	22	29	49
ES		3	21	39	21	16	24	60
FR		1	22	29	27	21	23	56
HR		2	41	29	7	21	43	36
IT		1	26	37	20	16	27	57
CY		3	31	25	15	26	34	40
LV		3	34	31	5	27	37	36
LT		2	37	19	4	38	39	23
LU		3	26	41	19	11	29	60
HU		1	19	25	10	45	20	35
MT		4	20	21	7	48	24	28
NL		2	28	27	9	34	30	36
AT		1	22	43	14	20	23	57
PL		1	32	31	10	26	33	41
PT		2	38	18	15	27	40	33
RO		4	29	20	16	31	33	36
SI		2	32	33	8	25	34	41
SK		2	38	34	7	19	40	41
FI		1	30	31	8	30	31	39
SE		1	24	33	11	31	25	44
UK		1	27	23	13	36	28	36






























Q2 How often do you come across news or information that you believe misrepresent reality or is even false? (%)

		Every day or almost everyday	At least once a week	Several times a month	Seldom or Never	Don't know	Total 'At least once a week'
EU28		37	31	12	17	3	68
BE		31	32	15	18	4	63
BG		40	27	8	20	5	67
CZ		40	28	13	14	5	68
DK		25	33	15	20	7	58
DE		24	33	14	25	4	57
EE		23	31	14	23	9	54
IE		33	36	13	15	3	69
EL		55	19	18	6	2	74
ES		53	25	9	11	2	78
FR		39	36	9	14	2	75
HR		47	29	11	9	4	76
IT		37	31	11	18	3	68
CY		45	16	20	15	4	61
LV		35	28	12	20	5	63
LT		23	30	16	21	10	53
LU		38	33	11	17	1	71
HU		52	25	7	12	4	77
MT		27	27	13	21	12	54
NL		25	34	18	19	4	59
AT		31	35	14	18	2	66
PL		48	27	7	14	4	75
PT		32	29	14	21	4	61
RO		41	27	9	16	7	68
SI		31	32	12	21	4	63
SK		45	28	10	15	2	73
FI		18	32	18	29	3	50
SE		25	33	15	22	5	58
UK		38	31	15	12	4	69






























Q3 How confident or not are you that you are able to identify news or information that misrepresent reality or is even false? (%)

		Very confident	Somewhat confident	Not very confident	Not at all confident	Don't know	Total 'Confident'	Total 'Not confident'
EU28		15	56	21	5	3	71	26
BE		10	49	31	8	2	59	39
BG		14	43	33	8	2	57	41
CZ		8	59	25	4	4	67	29
DK		27	60	8	1	4	87	9
DE		14	57	23	4	2	71	27
EE		9	55	25	5	6	64	30
IE		27	57	13	2	1	84	15
EL		12	52	29	6	1	64	35
ES		13	42	34	8	3	55	42
FR		11	62	15	9	3	73	24
HR		24	58	13	3	2	82	16
IT		14	59	19	6	2	73	25
CY		30	48	16	4	2	78	20
LV		10	58	25	4	3	68	29
LT		14	51	24	4	7	65	28
LU		8	60	21	7	4	68	28
HU		16	41	32	6	5	57	38
MT		25	48	15	6	6	73	21
NL		10	63	17	6	4	73	23
AT		15	56	21	6	2	71	27
PL		15	56	23	3	3	71	26
PT		12	44	33	7	4	56	40
RO		27	52	11	4	6	79	15
SI		12	57	26	2	3	69	28
SK		7	66	21	3	3	73	24
FI		22	60	11	2	5	82	13
SE		9	57	26	4	4	66	30
UK		23	56	14	4	3	79	18






























Q4.1 In your opinion, is the existence of news or information that misrepresent reality or is even false a problem ...
In (OUR COUNTRY) (%)

		Yes, definitely	Yes, to some extent	No, not really	No, definitely not	Don't know	Total 'Yes'	Total 'No'
EU28		44	41	9	3	3	85	12
BE		28	42	22	5	3	70	27
BG		69	20	6	3	2	89	9
CZ		43	37	13	4	3	80	17
DK		17	56	19	4	4	73	23
DE		39	45	12	2	2	84	14
EE		27	46	18	3	6	73	21
IE		24	53	17	4	2	77	21
EL		63	27	3	5	2	90	8
ES		51	37	5	5	2	88	10
FR		40	45	8	5	2	85	13
HR		43	43	8	3	3	86	11
IT		60	30	6	2	2	90	8
CY		69	22	3	2	4	91	5
LV		39	43	11	3	4	82	14
LT		46	37	10	3	4	83	13
LU		21	52	21	4	2	73	25
HU		61	28	5	2	4	89	7
MT		61	25	9	1	4	86	10
NL		26	52	17	3	2	78	20
AT		36	47	11	3	3	83	14
PL		49	35	9	3	4	84	12
PT		42	42	12	2	2	84	14
RO		62	24	7	3	4	86	10
SI		43	45	5	4	3	88	9
SK		44	43	8	3	2	87	11
FI		29	46	18	4	3	75	22
SE		38	47	10	3	2	85	13
UK		32	52	9	3	4	84	12

Q4.2 In your opinion, is the existence of news or information that misrepresent reality or is even false a problem ...
For democracy in general (%)

		Yes, definitely	Yes, to some extent	No, not really	No, definitely not	Don't know	Total 'Yes'	Total 'No'
EU28		45	38	10	4	3	83	14
BE		35	40	16	6	3	75	22
BG		60	22	7	7	4	82	14
CZ		44	32	16	3	5	76	19
DK		27	48	15	4	6	75	19
DE		42	42	9	5	2	84	14
EE		27	47	15	3	8	74	18
IE		38	45	10	4	3	83	14
EL		60	27	5	5	3	87	10
ES		54	34	5	4	3	88	9
FR		38	43	9	6	4	81	15
HR		42	38	13	3	4	80	16
IT		58	27	8	4	3	85	12
CY		67	22	3	4	4	89	7
LV		35	42	13	4	6	77	17
LT		41	34	10	5	10	75	15
LU		36	46	11	5	2	82	16
HU		55	28	8	3	6	83	11
MT		60	25	7	2	6	85	9
NL		34	46	14	3	3	80	17
AT		42	43	10	3	2	85	13
PL		46	33	12	4	5	79	16
PT		46	36	11	3	4	82	14
RO		58	24	8	6	4	82	14
SI		43	43	6	4	4	86	10
SK		43	41	9	4	3	84	13
FI		37	44	12	2	5	81	14
SE		45	41	9	2	3	86	11
UK		35	44	14	3	4	79	17

Q5 News or information that misrepresent reality or that are even false are called “fake news”. Which of the following institutions and media actors should act to stop the spread of “fake news”? (MAX. 3 ANSWERS) (%)

		Online social networks	Non-governmental organisations	Journalists	Press and broadcasting management	EU institutions	National authorities	Citizens themselves	Others (SPONTANEOUS)	All of them (SPONTANEOUS)	None (SPONTANEOUS)	Don't know
EU28		26	15	45	36	21	39	32	1	4	1	4
BE		24	10	44	35	27	37	25	1	7	2	3
BG		15	8	40	40	11	46	23	1	8	2	5
CZ		24	15	45	45	19	41	32	2	2	4	3
DK		25	8	52	48	15	28	34	1	3	2	8
DE		26	18	41	34	24	36	35	1	4	2	6
EE		14	11	49	43	13	33	28	1	6	3	8
IE		38	19	47	35	28	32	32	1	4	1	5
EL		13	7	41	30	25	34	36	2	3	2	4
ES		25	11	52	40	33	51	36	2	2	1	2
FR		37	21	56	38	21	35	38	2	4	1	3
HR		16	20	44	37	13	29	32	1	5	1	4
IT		17	6	33	33	24	46	25	1	4	1	2
CY		14	9	38	28	21	31	31	1	13	2	4
LV		19	8	37	28	13	43	28	1	7	1	5
LT		10	7	37	24	10	31	31	1	4	3	7
LU		23	13	37	34	31	34	26	1	5	2	4
HU		14	11	23	33	13	34	27	1	6	3	9
MT		14	9	41	35	15	36	26	2	3	2	9
NL		25	11	55	37	24	54	35	0	2	1	3
AT		27	22	42	27	32	40	38	1	3	2	4
PL		18	22	49	20	18	40	34	1	4	1	5
PT		20	15	48	29	22	45	38	0	3	1	6
RO		20	12	41	34	11	31	27	2	7	1	8
SI		16	14	51	44	13	32	32	2	5	1	3
SK		14	14	41	26	20	32	30	1	3	1	7
FI		17	7	48	44	16	37	25	1	2	2	5
SE		22	8	46	52	22	43	30	1	4	0	5
UK		38	20	45	46	13	29	30	1	6	2	4